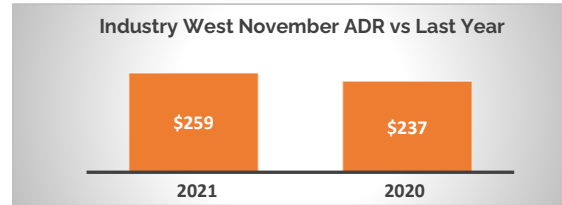
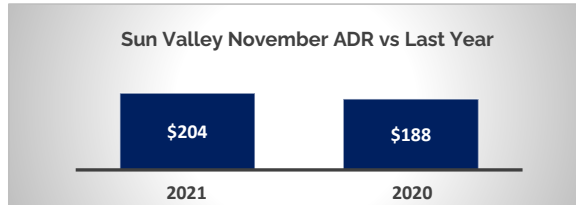
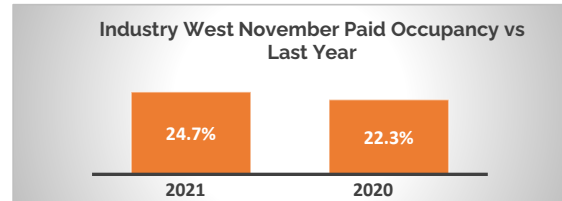
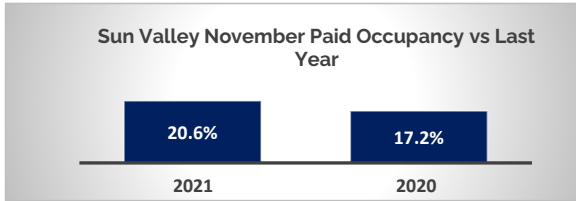


**Destination: Sun Valley**

**Bookings as of November 30, 2021**

Data based on a sample of up to 10 properties in the Sun Valley destination, representing up to 581 Units ('DestiMetrics Census') and 36.9% of 1,573 total units in the Sun Valley destination ('Destination Census')



Sun Valley				
	2021/22	2020/21	Sun valley - Year over Year % Difference	Industry West - Year over Year % Difference
<b>November (Actual)</b>				
Paid Occupancy	20.6%	17.2%	19.5%	10.5%
ADR	\$204	\$188	8.4%	9.3%
<b>December (On The Books)</b>				
Paid Occupancy	32.8%	24.2%	35.5%	45.8%
ADR	\$491	\$388	26.8%	33.7%
<b>January (On The Books)</b>				
Paid Occupancy	31.5%	17.6%	79.2%	92.2%
ADR	\$338	\$292	15.9%	26.5%
<b>February (On The Books)</b>				
Paid Occupancy	35.9%	14.4%	149.3%	123.5%
ADR	\$392	\$330	18.6%	21.6%
<b>March (On The Books)</b>				
Paid Occupancy	20.4%	10.5%	94.0%	131.3%
ADR	\$370	\$278	33.5%	27.7%
<b>April (On The Books)</b>				
Paid Occupancy	6.0%	1.1%	434.2%	94.7%
ADR	\$211	\$179	18.3%	10.9%
<b>May (On The Books)</b>				
Paid Occupancy	5.9%	2.9%	107.8%	42.5%
ADR	\$194	\$215	-9.9%	7.9%
<b>Paid &amp; Unpaid (DOR)</b>				
<b>Pure Occupancy</b>				
	2021	2020	Sun Valley - Year over Year % Difference	Industry West - Year over Year % Difference
November	27.1%	22.5%	20.2%	18.7%
Winter Season	30.5%	18.8%	62.3%	53.1%

**Historic Looking,**

Sun Valley occupancy for November was up 19.5 percent versus last year, accompanied with an increase in rate of 8.4 percent. Sun Valley occupancy for the past six months (June-November) was up 31.8 percent, accompanied with an increase in rate of 35.0 percent compared to the same time last year.

**Forward Looking,**

Sun Valley on-the-books occupancy for December is up 35.5 percent compared to last year, accompanied with a rate increase of 26.8 percent. Occupancy on-the-books for the upcoming six months (December-May) is up 87.2 percent compared to the same time last year, accompanied with a rate increase of 17.9 percent.

\* DestiMetrics Census: Total number of rooms reported by participating DestiMetrics properties as available for short-term rental in the reporting month. This number can vary monthly as inventories and report participants change over time.  
 \*\* Destination Census: The total number of rooms available for rental within the community as established by Visit Sun Valley and adjusted for properties that have opened / closed since that time. This number varies infrequently as new properties start, or existing properties cease operations.